



Table of Contents

Reel Series **Page**


Hand Crank & Motorized Reels


Series 30000 Hose reel carts **23** 

Series C 3/8", 1/2" I.D. **24** 

Series 30000 1/2", 3/4", 1" I.D. **24-25** 

Power & Light Cord Reels

Series L 3000 Single, quad receptacle, and flying lead power **27** 

L 4000, L 5000, L 7000 & L 70000 Single, duplex, triple tap, quad receptacle, and flying lead power **27-29** 

Series L 4000 Light cord reels **30** 

Series L NM400 NEMA 4 rated cord reels **30** 


Display Stand


Six Reel Display S602037-2


Conveniently displays up to six reels and features removable universal brackets for ease of mounting. The stand is made from extruded aluminum and the brackets are fabricated from high-grade industrial steel. Reels sold separately.

Reel Series **Page**

Welding Reels

Welding Hose Assemblies Single line and twin line inlet and outlet hose assemblies **31** 


Series SW Single line welding hose reels **32** 

Series BA & TW Twin line welding hose reels **33** 


Series CEA & WC Welding cable reels **34** 

Safe-T-Reels Multiple configurations **35** 

Tool Balancers

Series TB & TBL & Bumper Stops Tool balancers and bumper stops **36** 

Parts & Accessories

Hose Assemblies 1/4", 3/8", 1/2", 3/4", 1" I.D. **37** 

Rewind Motor, Switches, & Kits Motor accessories, Series 9000 hose guide conversion kits **38** 

Mounting Accessories Hose guides, roller guides, bases, and brackets **39** 