








Rewind Motors

Part No.	Specification	
Electric Motors		
S260409	Reversible type, 12 V DC 1/3 HP	
260450	Reversible type, 24 V DC 1/4 HP	
Explosion Proof Electric Motors (Class 1 Group D Division 1)		
S260430	Reversible type, single phase, explosion proof 115 V AC 0.40 HP.	
S260626	24 V DC 2/3 HP. Electric motor reversible type. Explosion proof.	
S260583	12 V DC 2/3 HP. Electric motor reversible type. Explosion proof.	
Air Motors		
260428	4 AM delivers up to 1 1/2 HP, 1/4" NPTF (F) inlet	
260429	6 AM delivers up to 4 HP, 1/2" NPTF (F) inlet	
Hydraulic Motor		
370066	1021 RPM, 668 lb-in, 2400 psi, 2.2 in ³ intermittent 1800 psi continuous	

Additional Accessories

Part No.	Specification	Use with Motor
Control Valves		
260454	Pneumatic on/off flow control valve assembly, 1/4" NPTF (F) inlet for 4 AM compressed air motors. Recommend using a filter, regulator, and lubricator with compressed air motors.	260428
260455	Same as above with 3/8" NPTF (F) inlet and outlet for 6 AM motors.	260429
Circuit Breaker		
S260422	40 AMP, manual reset button must be pressed firmly to reset	S260409 260450
Starting Solenoid		
S260426	12 V DC for activation of motor	S260409 S260583
370018	24 V DC for activation of motor	260450 S260626
Mounting Bracket		
260532	Combination for circuit breaker, solenoid and starting switch	

Operating Switches and Accessories

Part No.	Specification	Use with Motor
Push Button Switch		
S600870	115/230 V AC, 10 AMP fuse	S260430
600811	12/24 V DC, up to 1/3 HP, breaker and relay	S260409 260450
S600808	600811 switch with bracket, 12/24 V DC	S260409 260450
600869	12/24 V DC, up to 2/3 HP	S260626 S260583
260424	Momentary contact with rubber cap, 12/24 V DC, non-explosion proof	Any DC motor
260425	Momentary contact, class 1 group D, 115/230 V AC. May also be used with solenoid for 12 or 24 V DC.	Any explosion proof motor
Speed Control Switch		
600871	115/230 V AC, 10 AMP	S260430
600866	12/24 V DC	Any DC motor
Push Button Switch with Speed Control		
S600872	115/230 V AC, 10 AMP fuse, adjustable speed control	S260430
600873	115/230 V AC, 10 AMP fuse, forward/reverse adjustable speed control	S260430
600867	DC, 25 AMP, up to 1/3 HP	S260409
600868	DC, 40 AMP circuit breaker, up to 2/3 HP	S260583
Junction Box		
370200	For explosion proof motor	Any explosion proof motor
Chain Shrouds		
S600518	Optional chain shroud for Series 30000 and Series 1200 reels.	
S261746	Optional chain shroud for Series 2400, 3700, and 3900 reels.	

*Reference reelcraft.com for detailed specifications.

Prop 65:  **WARNING:**

Cancer and Reproductive Harm - www.P65Warnings.ca.gov.